

## Music Theory Sample Paper 2020 Grade 4

<b>Exam duration: 2 hours maximum</b>
---------------------------------------

<b>Total marks (out of 75):</b>	
---------------------------------	--

The following sample exam paper is a printed representation of how this exam will appear online. The structure of the questions, the knowledge required and the topics covered will be the same. However, in order to suit an online platform, the wording of the questions and the method of answering them may be different.

### Terminology:

bar	breve	semibreve	minim	crotchet	quaver	semiquaver	demisemiquaver
measure	double whole note	whole note	half note	quarter note	8th note	16th note	32nd note

# Music Theory Sample Paper 2020 Grade 4

Exam duration: 2 hours maximum

## 1 Rhythm

/10

1.1 Circle the correct time signature for each of these bars.

(3)

(a)

$\frac{3}{4}$

$\frac{9}{8}$

C

(b)

$\frac{6}{16}$

$\frac{3}{8}$

$\frac{2}{4}$

(c)

$\frac{12}{8}$

$\frac{3}{2}$

$\frac{6}{4}$

1.2 Here is a bar in simple time:

(1)

Which of the following shows the bar above correctly rewritten in compound time? Tick (✓) **one** box.

1.3 Complete the following **two** sentences by adding a number to each.

(2)

(a) In  $\frac{9}{16}$  there are ..... dotted-quaver beats in a bar.

(b) In  $\frac{3}{2}$ , is equal to ..... minim(s).

1.4 Tick (✓) **one** box to show which bar is grouped correctly.

(1)

1.5 Tick (✓) or cross (X) each box to show whether the rests are correct or incorrect. (3)

## 2 Pitch

/10

2.1 Tick (✓) the box to select the name of each of these notes. (4)

(a) A flat  G double flat  A double flat  C double flat

(b) D sharp  D double sharp  B double sharp  C sharp



(c) A flat  C flat  B flat  G flat


(d) F sharp  A sharp  G sharp  E sharp

2.2 Rewrite these notes in the given clefs, keeping the pitch the same. (2)

(a) (b)

2.3 Compare bars **A**, **B** and **C**, then circle **TRUE** or **FALSE** for each of the **two** statements. (2)





**A**  **B** 





**C** 

(a) **A** and **B** are at the same pitch **TRUE** **FALSE**

(b) **C** is one octave lower than **A** **TRUE** **FALSE**

2.4 Tick (✓) **one** box for each of the following two questions to show the correct enharmonic equivalent of each note. (2)

(a)      

(b)      

### 3 Keys and Scales

/15

3.1 Tick (✓) **one** box to show the correctly written key signature of C# minor. (1)

3.2 Tick (✓) **one** box to show the correctly written key signature of Db major. (1)

3.3 Circle the correct key of each of these **three** melodies.

(3)

(a)  C# minor    D major    A major    E minor


(b)  G minor    G major    F major    D minor

(c)  A♭ major    C minor    E♭ major    F minor

3.4 Circle **TRUE** or **FALSE** for each statement.

(2)

(a) This is the correctly written chromatic scale beginning on G TRUE      FALSE



(b) This is the correctly written chromatic scale beginning on B TRUE      FALSE



3.5 Tick (✓) **one box for X** and **one box for Y** to show which notes are needed to complete the scale of **F# harmonic minor**.

(2)

X ↓                  Y ↓



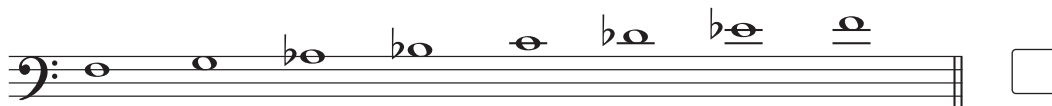
X    B♭     A#     A     C

Y    G#     G     B     B#

3.6 Tick (✓) **one** box for each named scale, to show which scale is correctly written.

(2)

(a) **F melodic minor, ascending**



(b) **B major, descending**



3.7 Look at this scale:

(4)



Circle **TRUE** or **FALSE** for each of the following **four** statements about this scale.

- |  |             |              |
|--|-------------|--------------|
| (a) This is the correctly written scale of G# melodic minor, ascending       | <b>TRUE</b> | <b>FALSE</b> |
| (b) The largest interval between two notes next to each other is a major 2nd | <b>TRUE</b> | <b>FALSE</b> |
| (c) There are three pairs of semitones in this scale                         | <b>TRUE</b> | <b>FALSE</b> |
| (d) The mediant is B   | <b>TRUE</b> | <b>FALSE</b> |


4.1 Write notes to form the named intervals. Your note should be **higher** than the given note. (6)




major 3rd



perfect 5th




diminished 4th



minor 6th



major 7th



augmented 4th

4.2 Circle the type of each interval. (4)



perfect    major    minor    diminished    augmented



perfect    major    minor    diminished    augmented







perfect    major    minor    diminished    augmented






perfect    major    minor    diminished    augmented


5.1 Circle **TRUE** or **FALSE** for each of the following **four** statements. (3)

- |   |   |             |              |
|---|---|-------------|--------------|
| (a)  | This is the subdominant triad in F# minor | <b>TRUE</b> | <b>FALSE</b> |
| (b)  | This is the dominant triad in Bb major    | <b>TRUE</b> | <b>FALSE</b> |
| (c)  | This is the tonic triad in B major        | <b>TRUE</b> | <b>FALSE</b> |
| (d)  | This is the tonic triad in F minor        | <b>TRUE</b> | <b>FALSE</b> |

5.2 Name each of these triads by writing either I, IV or V in the boxes underneath. (3)

- |   |   |   |
|---|---|---|
| C# minor  | Db major  | E minor   |
| (a) <br><input data-bbox="335 1366 414 1456" type="checkbox"/> | (b) <br><input data-bbox="813 1366 893 1456" type="checkbox"/> | (c) <br><input data-bbox="1292 1366 1372 1456" type="checkbox"/> |

5.3 Write either I, IV or V in each of the **three** boxes underneath this extract to name each chord. (3)  
The key is G minor.





6.1 Tick (✓) **one** box for each term.

(3)

**giocoso** means:

- lively, quick
- playful, merry
- slow, stately
- sweet

**tempo rubato** means:

- with some freedom of time
- in time
- as before
- at a comfortable speed

*amabile* means:

- heavy
- at a medium speed
- in a singing style
- pleasant

6.2 Circle **one** term that has a meaning similar to **allegro**.

(1)

**andantino**

**presto**

**allegretto**

**andante**

6.3 Circle the name of this ornament:



(1)

upper turn

trill

upper mordent

lower mordent

6.4 Circle **TRUE** or **FALSE** for each of the following **five** statements.

(5)

- (a) The cello is the lowest-sounding string instrument **TRUE** **FALSE**
- (b) 'arco' means to play near the bridge **TRUE** **FALSE**
- (c) The tuba can be played 'con sord.' **TRUE** **FALSE**
- (d) Cymbals produce sounds of indefinite pitch **TRUE** **FALSE**
- (e) The bassoon is a brass instrument **TRUE** **FALSE**

Look at this melody and then answer the questions that follow.

**Agitato**

7.1 Answer the following questions by writing numbers. (5)

- (a) How many semiquavers is the first note of bar 5 worth? .....
- (b) In which bar is there a sign which means 'forced, accented'? Bar .....
- (c) How many intervals of a perfect 4th are there in this melody? .....
- (d) How many bars contain at least one quaver rest? .....
- (e) How many times does the leading note in the key of C# minor occur? .....

7.2 Circle **TRUE** or **FALSE** for each of the following **three** statements about the melody. (3)

- (a) All the notes in this melody can be found in the scale of C# harmonic minor **TRUE** **FALSE**
- (b) This melody is to be played calmly **TRUE** **FALSE**
- (c) Six notes are marked to be played *staccatissimo* **TRUE** **FALSE**

7.3 Which of the following bars will **sound** the same as bar 1? Tick (✓) **one** box.

(1)

**Agitato**

**Agitato**

**Agitato**

7.4 Tick (✓) **one** box to show bar 2 correctly rewritten in notes of **twice the value**.

(1)

2

2

2